













MEMBERSHIP DUES STRUCTURE

Category is based on annual gross revenues or annual operating budget, whichever is larger.

CATEGORY	DESCRIPTION	ANNUAL DUES												
Category I	Under \$10 million	\$1,800												
Category II	Between \$10 and \$100 million	\$3,600												
Category III	Between \$100 and \$400 million	\$6,000												
Category IV	Over \$400 million	\$9,000												
Holding Company	Maximum for holding company with multiple subsidiaries	\$10,200												
Sustaining Member	Special members that support the mission of the organization at:													
	<table border="1"> <thead> <tr> <th>Platinum</th> <th>Gold</th> <th>Silver</th> <th>Bronze</th> </tr> </thead> <tbody> <tr> <td>\$400k+/yr</td> <td>\$200 - 399k /yr</td> <td>\$50 - 199k /yr</td> <td>\$20 - 49k /yr</td> </tr> <tr> <td></td> <td></td> <td></td> <td></td> </tr> </tbody> </table>	Platinum	Gold	Silver	Bronze	\$400k+/yr	\$200 - 399k /yr	\$50 - 199k /yr	\$20 - 49k /yr					
Platinum	Gold	Silver	Bronze											
\$400k+/yr	\$200 - 399k /yr	\$50 - 199k /yr	\$20 - 49k /yr											
														
Associate	For individuals not associated with any organization that could otherwise join as a Regular Member (non-voting)	\$600												
Student	For student of an accredited educational organization that is not otherwise a Regular Member (non-voting)	Free												

A Regular Member is any utility, RTO/ISO, corporation, association, non-profit or other entity that pays dues based on its annual gross revenues or annual operating budget, whichever is larger.

Associate and Student Members have all rights and privileges of members except a vote.